

MORNING SUMMARY









"The big money is not in the buying and the selling, but in the waiting."
Charlie Munger

Friday, June 26, 2026

Equity Update				Global Indices			
				25-Jun			
		Chg	Chg%				
ASPI	▲	198.46	0.89%	22,407	Dow Jones	▼	51,921
S&P SL 20 Index	▲	61.1	0.99%	6,243	Euro Stoxx 50	▲	6,268
Total Turnover (LKR)	▲			2,729,988,115	FTSE 100	▲	10,530
Market Capitalization (LKR)	▲			8,129,086,549,339	Nikkei 225	▲	71,756
					Hang Seng	▼	23,077
PER (x)				11.8	Frontier Markets		
PBV (x)				1.4	VN index	▼	1,863
DY (%)				2.9	KSE-100		179,824
					DSEX	▲	5,653

Source: CSE

Source: Bloomberg

Exchange Rates				Commodities			
				25-Jun			
(LKR per unit)		TT Buying	TT Selling		Type		
USD		\$	332.3	342.0	Gold (USD/t.oz)	▲	4,031
GBP		£	436.6	451.8	Gold (LKR/t.oz)	▼	1,341,612
EUR		€	376.2	390.0	Brent Crude Oil (USD/Bbl)	▲	75
JPY		¥	2.0	2.1	Copper (USD/Lbs)	▲	612
CNY		¥	48.3	50.9	Cotton (USD/Lbs)	▲	77
INR		₹	3.6	3.7	Aluminium (USD/MT)	▼	3,165
					Palm Oil 3M forward (MYR/l)	▼	4,591

Source: CBSL

Source: Bloomberg, CBSL

Policy Rates	OPR: 8.75%	SRR: 2.00%	
Economic Indicators	Real GDP Growth: 2026 Q1 = 5.1%	NCPI YoY Change: May 2026 = 5.40%	CCPI YoY Change: May 2026 = 5.50%

Source: CBSL

DIVIDEND ANNOUNCEMENTS

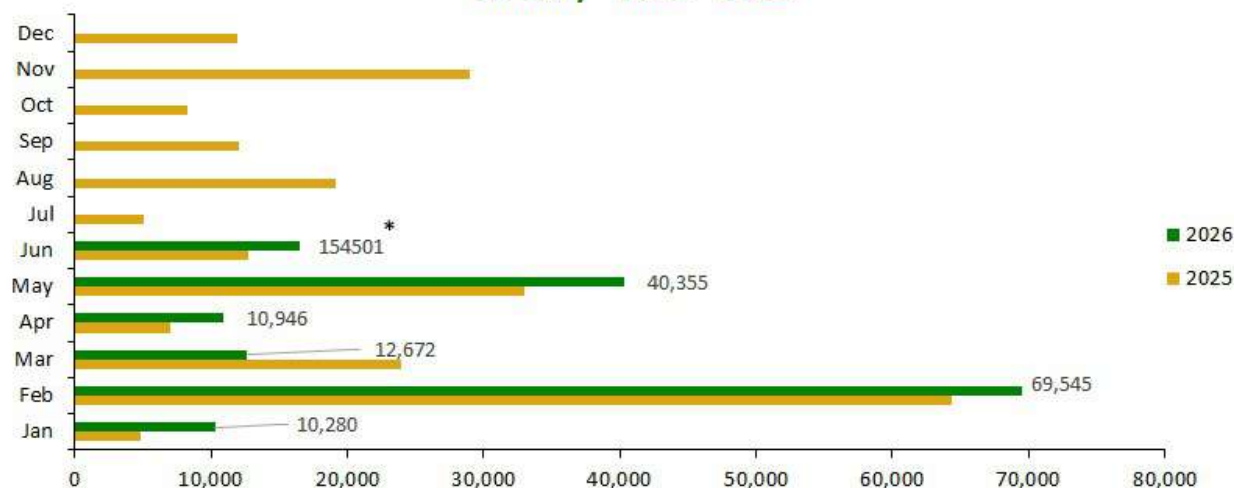
Cash Dividends



Scan here for contacts & disclaimer
Friday, June 26, 2026

Company	Dividend Per Share	Final/Interim	XD Date	Record Date	Date of Payment
MAL(N)	LKR 0.12	First and Final	26-Jun	30-Jun	16-Jul
AEL(N)	LKR 1.00	Final	26-Jun	30-Jun	16-Jul
SUN(N)	LKR 0.60	Final	26-Jun	30-Jun	16-Jul
WATA(N)	LKR 0.80	Final	26-Jun	30-Jun	16-Jul
HHL(N)	LKR 0.75	Final	26-Jun	30-Jun	1-Jul
ELPL(N)	LKR 7.00	First and Final	30-Jun	1-Jul	17-Jul
CIND(N)	LKR 6.00	Final	30-Jun	1-Jul	17-Jul
CFIN(N)	LKR 3.75	Final	1-Jul	2-Jul	7-Jul
CWM(N)	LKR 1.60	First and Final	1-Jul	2-Jul	20-Jul
JETS(N)	LKR 0.50	Final	1-Jul	2-Jul	20-Jul
TILE(N)	LKR 0.20	Final	1-Jul	2-Jul	20-Jul
UML(N)	LKR 0.40	Final	1-Jul	2-Jul	20-Jul
LHL(N)	LKR 3.00	Final	1-Jul	2-Jul	20-Jul
CDB(N,X)	LKR 1.00	Final	1-Jul	2-Jul	20-Jul
LFIN(N)	LKR 5.95	Final	1-Jul	2-Jul	20-Jul
RL(N)	LKR 1.00	First and Final	1-Jul	2-Jul	20-Jul
SPEN(N)	LKR 4.00	First and Final	1-Jul	2-Jul	20-Jul
PKME(N)	LKR 2.6	Final	1-Jul	2-Jul	20-Jul
RCL(N)	LKR 1.00	Final	1-Jul	2-Jul	20-Jul
AHUN(N)	LKR 0.28	First and Final	1-Jul	2-Jul	20-Jul
AGAL(N)	LKR 0.75	Final	1-Jul	2-Jul	20-Jul
CHMX(N)	LKR 2.50	Final	1-Jul	2-Jul	20-Jul
CIC (N,X)	LKR 0.50	Final	1-Jul	2-Jul	20-Jul
PARQ(N)	LKR 0.40	Final	1-Jul	2-Jul	20-Jul
CERA(N)	LKR 6.40	Final	1-Jul	2-Jul	20-Jul
AAIC(N)	LKR 5.30	Other	2-Jul	3-Jul	21-Jul
DIMO (N)	LKR 40.00	Final	3-Jul	6-Jul	22-Jul
LIOC(N)	LKR 5.00	First and final	10-Jul	13-Jul	30-Aug
ALLI(N)	LKR 10.00	First and final	27-Jul	28-Jul	14-Aug
GLAS(N)	LKR 2.98	First and final	27-Jul	28-Jul	14-Aug
SFCL(N)	LKR 2.80	Final	30-Jul	31-Jul	3-Aug
ASHO(N)	LKR 30.00	First and final	17-Aug	18-Aug	7-Sep
CTEA(N)	LKR 25.00	First and final		DATES TO BE NOTIFIED	
COOP (N)	LKR 0.05	Final		DATES TO BE NOTIFIED	

LKR 160,323 Mn as dividends from January - June* 2026



*Until June 25, 2026